

Daily Derivatives & Market Report

CONTENTS

Page No.	Particulars
2	Market Summary
3	Nifty Futures – Derivatives Snap
4	Bank Nifty Futures – Derivatives Snap
5	Activity in Nifty Options
6	What do Nifty Technical suggest
7	Derivative Analysis
8	Disclaimer

Index Trend Analysis

Pivot(Daily)	Close	R2	R1	Pivot	S1	S2	Daily	Weekly	Monthly
Nifty	9136	9169	9153	9128	9111	9086	Sell	Sell	Buy
Sensex	29422	29517	29470	29406	29358	29294	Sell	Sell	Buy
Nifty Futures	9163	9200	9182	9151	9132	9102	Sell	Sell	Buy
Bank Nifty	21491	21645	21568	21482	21405	21319	Sell	Sell	Buy
CNX IT	10039	10122	10081	10015	9973	9907	Sell	Sell	Sell

Market Summary

Domestic Indices	Close	Points	% Chg
SENSEX	29422.4	85.82	0.29
NIFTY	9136.4	32.90	0.36
MIDCAP	14485.5	95.23	0.66
SMLCAP	15128.1	170.8	1.14
BSEFMC	9313.1	50.99	0.55
AUTO	22010.9	152.7	0.70
POWER	2311.9	-3.89	-0.17
REALTY	1876.7	39.3	2.14
BSE IT	9716.1	95.09	0.99
BANSEX	24443.7	-130.9	-0.53
OILGAS	14262.2	-36.01	-0.25
METAL	11120.7	20.1	0.18

Currency Futures	Close	Pre. Pts	% Chg
26-Apr-16 EUR-INR	69.41	69.34	0.07
26-Apr-16 USD-INR	64.60	64.64	-0.06
26-Apr-16 GBP-INR	82.68	83.09	-0.48
26-Apr-16 JPY-INR	59.23	59.35	-0.19

Advance/ Decline	Adv	Dec	Un Ch.
NSE	1126	536	75
BSE	1845	1029	161

FII/DII Capital Mkt*	Buy	Sell	Net
FII	3959	4128	(169)
DII	3341	3332	9

*NOTE: - FII AND DII data figure is provisional

Market Commentary

Indian equity markets witnessed a fairly stable day of trade on Thursday as investors picked beaten down counters, including technology stocks that lost ground on disappointing quarterly results from software services exporters Infosys and TCS. Sentiments got some support with the report that a normal monsoon this year should continue to revive rural demand and allow the RBI to cut rates by 25 bps in August. According to the report, rural demand is already reviving and the autumn kharif farm income has jumped by 26 percent last year. However, overall gains remained muted ahead of the first round of the French presidential election over the weekend. Opinion polls suggest that the election will be a close call. Investors also remained nerves with Chief Economic Adviser Arvind Subramanian's statement that India's high economic growth rate last fiscal may not reflect the actual impact of demonetisation particularly on the informal sector and it may take a few months to assess its real fallout.

Meanwhile, shares of aviation companies like InterGlobe Aviation, SpiceJet and Jet Airways gained tractions after data showed that air traffic during March quarter was almost 18.6% higher than the corresponding period last year. Sugar stocks surged after the government decided to extend stock limits on sugar traders by another six months till October 2017 to check sweetener prices that are ruling at Rs 42-44 per kg. The move will enable state governments to impose stock limits and licensing requirements in respect of sugar.

Market Turnover & FII Derivative Data

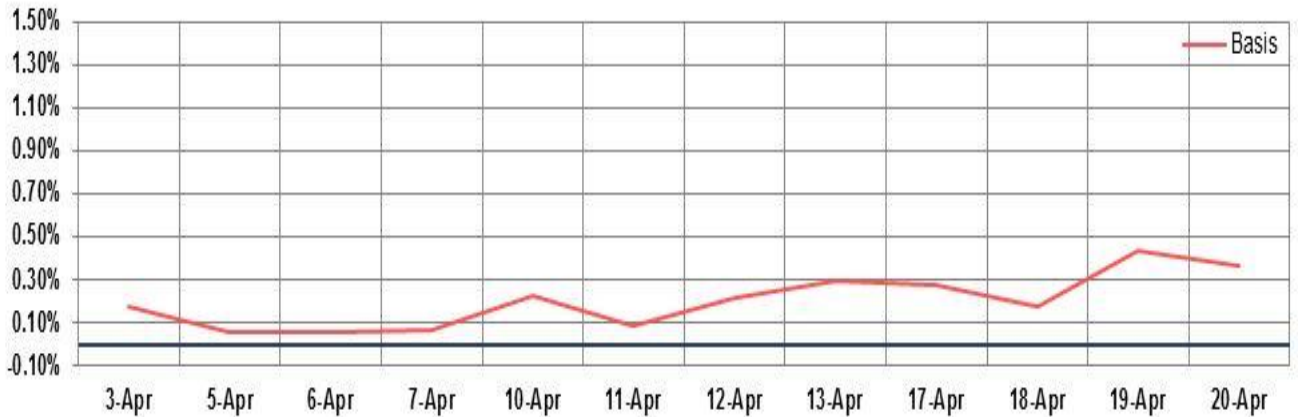
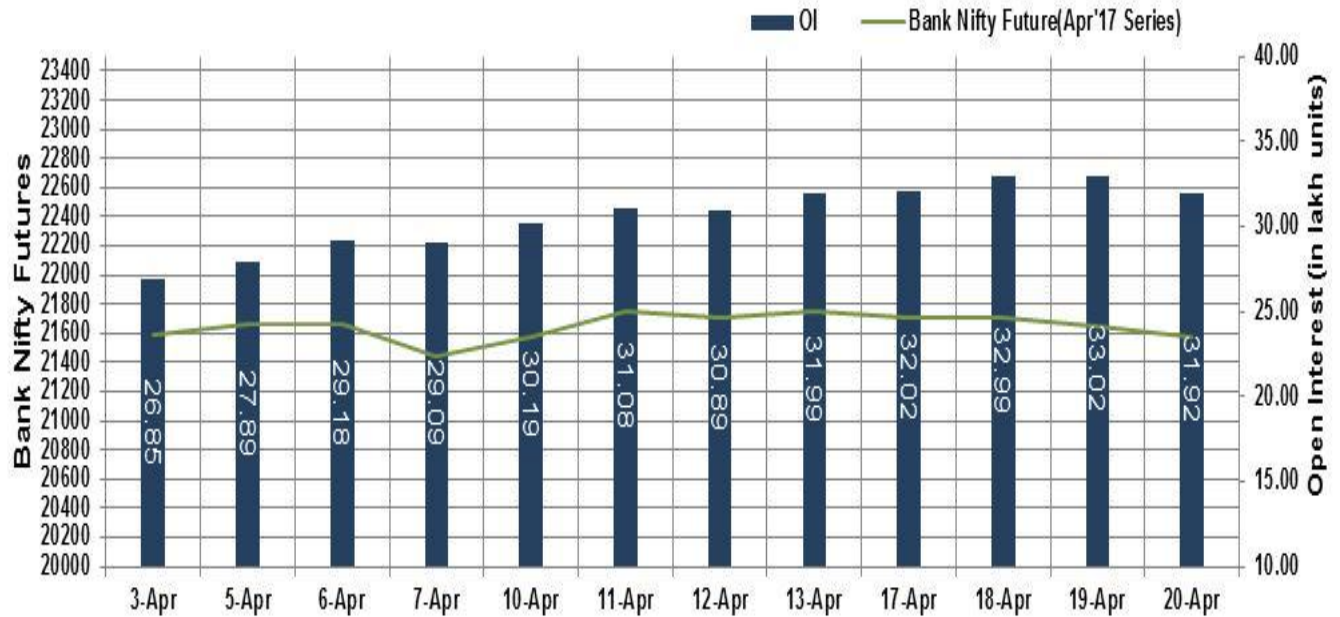
Market TO	Current	Previous	Net%
BSE CASH	4029	3364	20
NSE CASH	25391	24069	5
NSE FO	739178	520740	42

FII Derivatives	Buy	Sell	Net
Ind. Futures	1236	1475	(239)
Ind. Options	43440	43117	323
Stk. Futures	7255	7733	(478)
Stk. Options	7645	7639	6

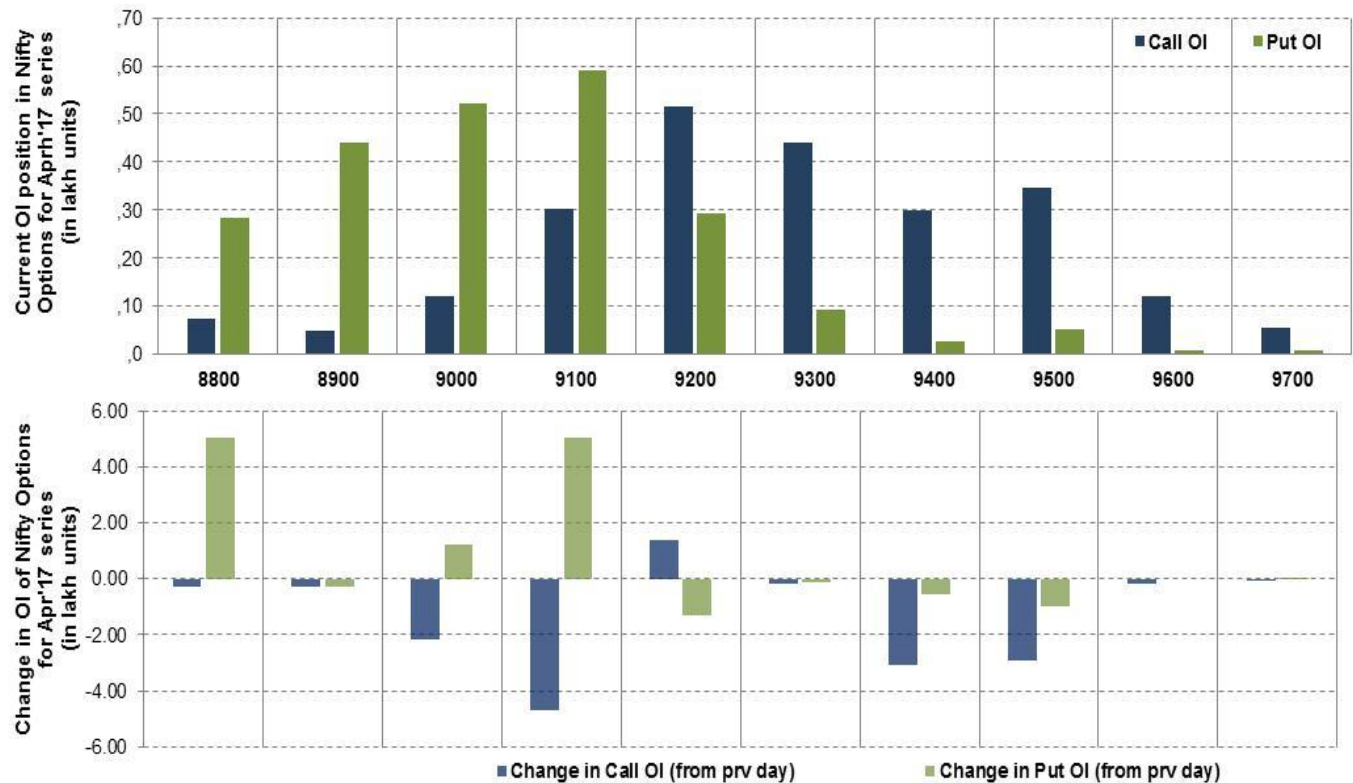
Nifty Futures



Bank Nifty Futures



Nifty Options

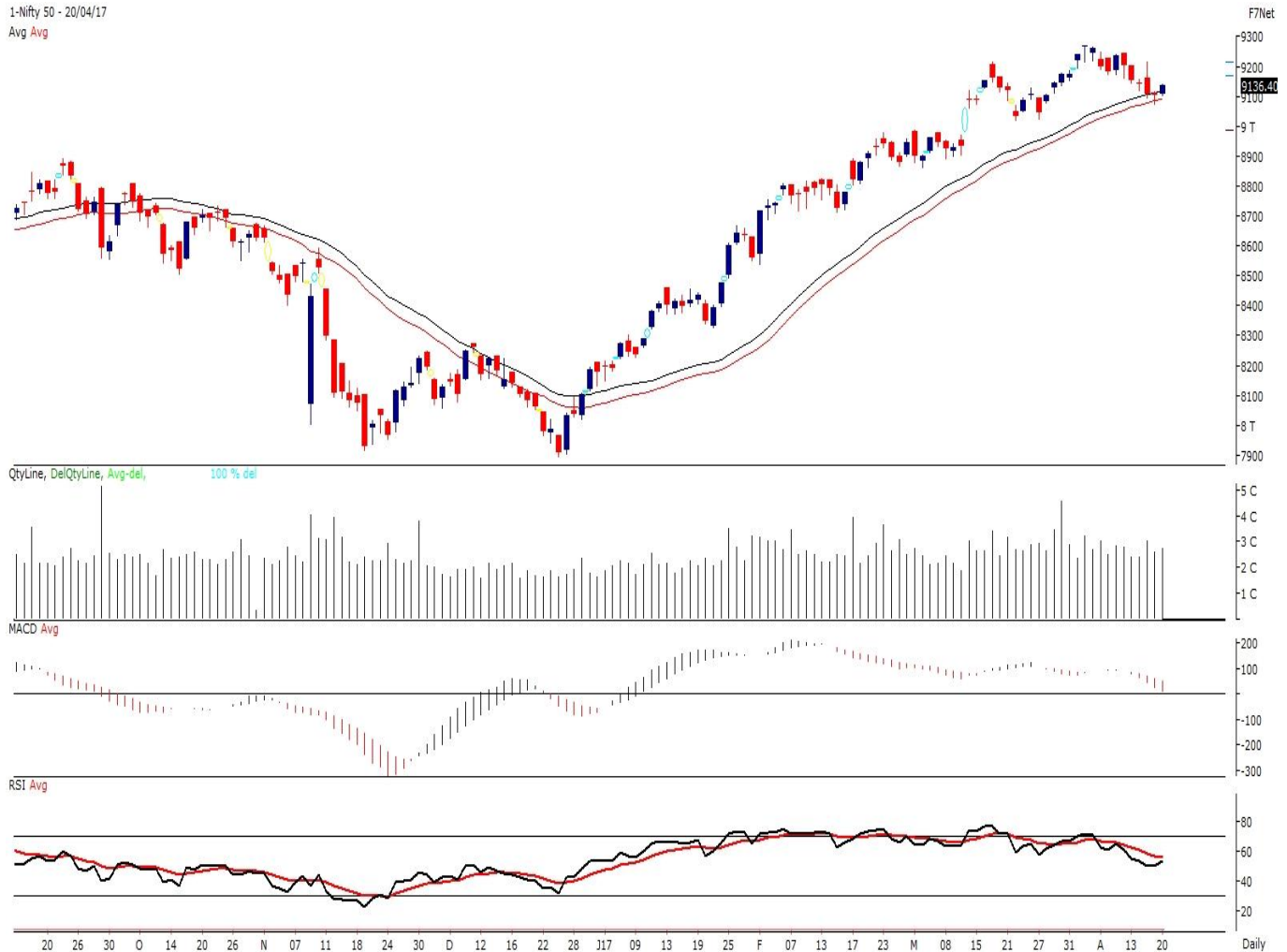


Note – Change in OI of Nifty Options refers to change from previous trading day
 Source-NSE, SIHL Derivatives Research (Institutional Equities)

- Among Nifty calls 9,200 SP from the Apr month expiry was the most active call with an addition of 0.14 million in open interest.
- Among Nifty puts, 9,100 SP from the Apr month expiry was the most active put with an addition of 0.51 million open interests.
- The maximum OI outstanding for Calls was at 9,200 SP (5.16mn) and that for Puts was at 9,100 SP (5.91mn).

Nifty Technical & Indices Levels

1-Nifty 50 - 20/04/17
Avg Avg



Nifty Cash prices have settled at 9136.4 up by 0.36% from its previous close. On the upper side prices are likely to trade higher till 9200 and 9250 levels, while lower side it has support of 9050 and 9000 levels. Intraday traders should be cautious and take position accordingly.

Fresh Longs ↑ Open Interest ↑ Price					
Script	Prev. OI	Cur. OI	% Chg. OI	LTP	Price % Chg
INDIGO	1,089,600	1,346,400	23.57	1161.70	6.41
DALMIABHA	528,600	600,000	13.51	2091.25	0.64
PCJEWELLER	1,348,500	1,459,500	8.23	422.10	0.05
GODREJIND	2,227,500	2,364,000	6.13	526.10	0.75
Short-Covering ↓ Open Interest ↑ Price					
Script	Prev. OI	Cur. OI	% Chg. OI	LTP	Price % Chg
DCBBANK	6,142,500	5,715,000	-6.96	180.35	1.72
RELCAPITAL	13,593,000	12,630,000	-7.08	610.70	0.67
CAIRN	20,583,500	18,798,500	-8.67	288.85	0.57
GODREJCP	450,400	398,800	-11.46	1690.80	2.17
Fresh Shorts ↑ Open Interest ↓ Price					
Script	Prev. OI	Cur. OI	% Chg. OI	LTP	Price % Chg
YESBANK	8,919,400	9,543,100	6.99	1551.90	-3.78
CUMMINSIND	713,400	753,600	5.63	948.75	-0.51
OIL	1,901,174	2,007,676	5.60	325.15	-2.15
AMARAJABAT	2,297,400	2,400,000	4.47	871.00	-0.30
Long Unwinding ↓ Open Interest ↓ Price					
Script	Prev. OI	Cur. OI	% Chg. OI	LTP	Price % Chg
INFRATEL	6,510,400	6,323,200	-2.88	344.20	-0.75
HDIL	23,736,000	22,960,000	-3.27	90.10	-0.17
BEL	25,299,000	24,228,000	-4.23	178.90	-0.08
JINDALSTEL	44,811,000	42,543,000	-5.06	111.65	-1.11

Disclaimer:

The Information provided by SMS or in newsletter or in any document has been prepared by Shah Investor's Home Ltd (SIHL). The Information provided by SMS or in newsletter does not constitute an offer or solicitation for the purchase or sale of any financial instrument or as an official confirmation of any transaction. The information contained herein is from publicly available data or other sources believed to be reliable, but we do not represent that it is accurate or complete and it should not be relied on as such. SIHL or any of its affiliates/ group companies shall not be in any way responsible for any loss or damage that may arise to any person from any inadvertent error in the information contained in this report or SMS. This Information provided by SMS, reports or in newsletter is provided for assistance only and is not intended to be and must not alone be taken as the basis for an investment decision. The user assumes the entire risk of any use made of this information. Each recipient of this Information provided by SMS, report or in newsletter should make such investigation as it deems necessary to arrive at an independent evaluation of an investment in the securities of companies referred to in this information provided by SMS, report or in newsletter (including the merits and risks involved), and should consult his own advisors to determine the merits and risks of such investment. The investment discussed or views expressed may not be suitable for all investors. This information is strictly confidential and is being furnished to you solely for your information.

The information should not be reproduced or redistributed or passed on directly or indirectly in any form to any other person or published, copied, in whole or in part, for any purpose. The information provided by report or SMS is not directed or intended for distribution to, or use by, any person or entity who is a citizen or resident of or located in any locality, state, country or other jurisdiction, where such distribution, publication, availability or use would be contrary to law, regulation or which would subject SIHL and affiliates/ group companies to any registration or licensing requirements within such jurisdiction. The distribution of this Information provided by SMS or in newsletter in certain jurisdictions may be restricted by law, and persons in whose possession this Information provided by SMS or in newsletter comes, should inform themselves about and observe, any such restrictions. The information given or Information provided by SMS, report or in newsletter is as of the date of the issue date of report or the date on which SMS provided and there can be no assurance that future results or events will be consistent with this information. This information is subject to change without any prior notice. SIHL reserves the right to make modifications and alterations to this statement as may be required from time to time. However, SIHL is under no obligation to update or keep the information current.

Nevertheless, SIHL is committed to providing independent and transparent recommendation to its client and would be happy to provide any information in response to specific client queries. Neither SIHL nor any of its affiliates, group companies, directors, employees, agents or representatives shall be liable for any damages whether direct, indirect, special or consequential including lost revenue or lost profits that may arise from or in connection with the use of the information. Past performance is not necessarily a guide to future performance. The disclosures of interest statements incorporated in the Information provided by SMS, report or in newsletter are provided solely to enhance the transparency and should not be treated as endorsement of the views expressed in the report. The analyst for this report certifies that all of the views expressed in this report accurately reflect his or her personal views about the subject company or companies and its or their securities, and no part of his or her compensation was, is or will be, directly or indirectly related to specific recommendations or views expressed in this report.

About Us:

Shah Investor's Home Ltd (SIHL) is an ISO 9001:2008 Certified financial Services Company established in 1994 at Ahmadabad, Gujarat. Customer satisfaction is guaranteed through our diversified product portfolio, professional management and customer first attitude. SIHL was the first broking house in Gujarat with membership in National Securities Depository Ltd (NSDL) and was the first broking name providing services in NSE F&O in Ahmedabad. Today, SIHL ranks among the top most players in Gujarat in retail stock broking area with 45 branches, 350 franchisee across India and providing service to more than 1,25,000 clients.